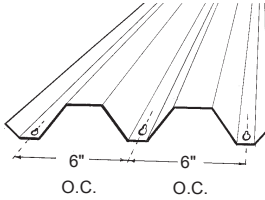
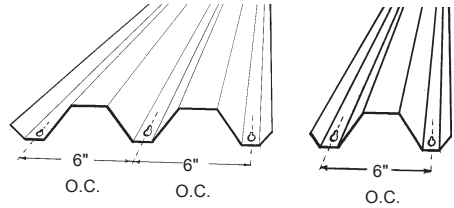


# 2" STORM PANELS



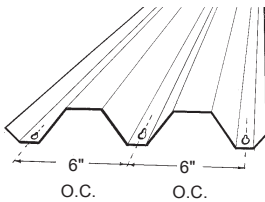
## **.040 ALUMINUM**

Code: 3000000 Mill Full Panel



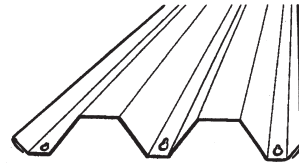
## **.050 ALUMINUM**

Code: 3002000 Mill Full Panel  
 3003000 Mill Half Panel  
 3002300 White Full Panel  
 3003300 White Half Panel



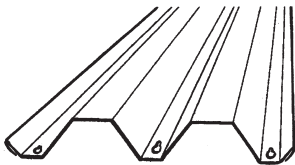
## **.0615 ALUMINUM**

Code: 3004000 Mill Full Panel



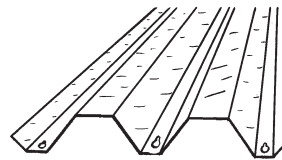
## **.0239 GALVINIZED STEEL "HEMMED"**

Code: 3010000 Galv Full Panel  
 3010001 Galv Half Panel



## **28 GAUGE GALVINIZED STEEL "HEMMED"**

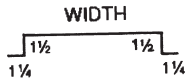
Code: 3005000 Galv Full Panel



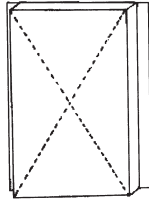
## **CLEAR POLYCARBONATE 20' LENGTHS**

Code: 2902020 Clearguard Full Panel

# STORM PANELS & ACCESSORIES NON-CODE

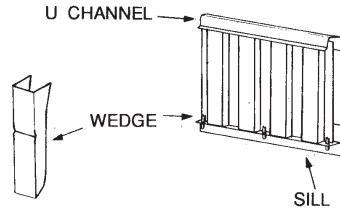


STANDARD



## BOX DOOR PANELS

Code: 4124 \_\_\_ <48"  
 4126 \_\_\_ 48" - 65"  
 4128 \_\_\_ 66" - 80"  
 Does not meet code



## ALUMINUM WEDGES

Code: 2590000 (Used with Storm Panel Sill)  
 Does not meet code