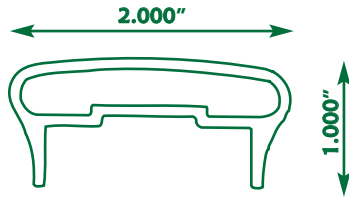


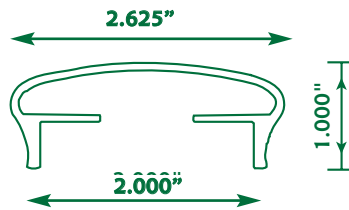
Industrial Metals

Welded Rail System

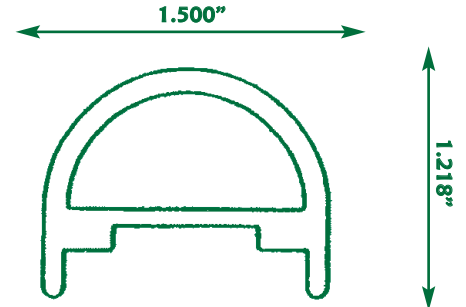
Top Caps — Custom Lengths available.



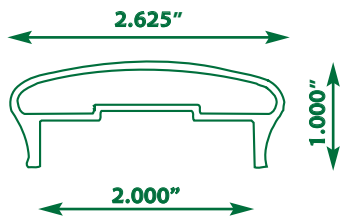
Code: 7178024 Accepts
 Wt./Ft.: .437# 3/4" Pickets
 Length: 24' & 1-1/2" Post



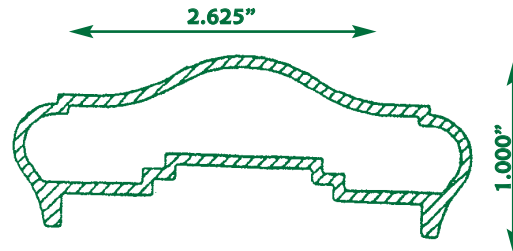
Code: 7162025 Accepts
 Wt./Ft.: .530# 3/4" Pickets
 Length: 25'10" & 2" Post



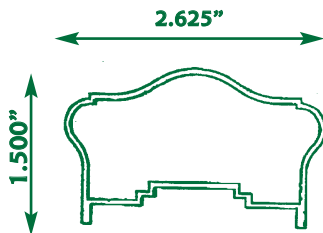
Code: 7180024 Accepts
 Wt./Ft.: .665# 3/4" Pickets
 Length: 24' & 1-1/4" Post



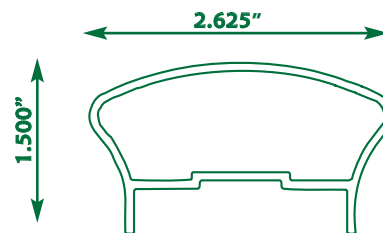
Code: LI86110 Accepts
 Wt./Ft.: .573# 3/4" Pickets
 Length: 24' & 2" Post



Code: 7348025 Accepts
 Wt./Ft.: .502# 3/4" Pickets
 Length: 25' & 2" Post



Code: 7347025 Accepts
 Wt./Ft.: .500# 3/4" & 1" Pickets
 Length: 25'10" & 2" Post

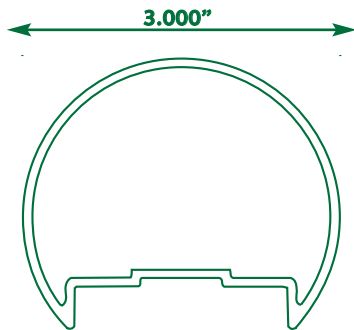


Code: 7184025 Accepts
 Wt./Ft.: 670# 3/4" Pickets
 Length: 25'10" & 2" Post
 LI86112 - 24'

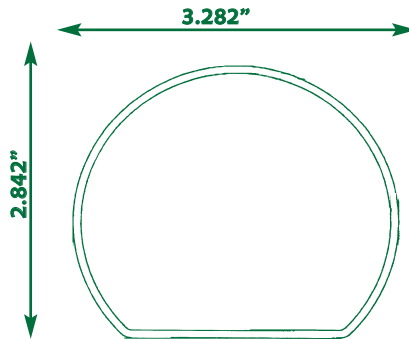
Industrial Metals

Welded Rail System

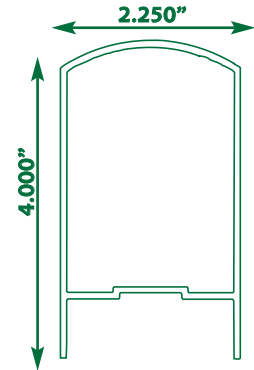
Top Caps — Custom Lengths available.




Code: 7196024 Accepts
 Wt./Ft.: .998# 3/4" Pickets
 Length: 24' & 2" Post




Code: 7200020
 Wt./Ft.: 1.042#
 Length: 20'
 Mates w/7196024



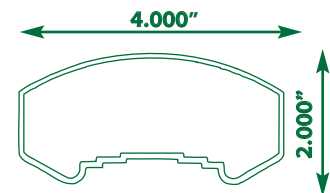
Code: 7262024 Accepts
 Wt./Ft.: 1.223# 3/4" Pickets
 Length: 24' & 2", 1-1/2" Post



Code: 7282024 Accepts
 Wt./Ft.: 1.799# 3/4" Pickets
 Length: 24' & 2" Post



Code: 7294024 Accepts
 Wt./Ft.: 1.695# 3/4" Pickets
 Length: 24' & 2" Post

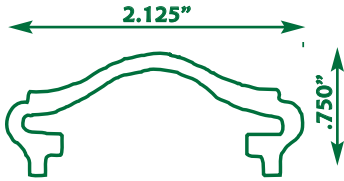


Code: 7240024 Accepts
 Wt./Ft.: 1.22# 3/4" Pickets
 Length: 24' & 2", 1-1/2" Post

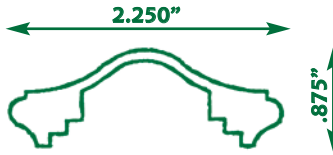
Industrial Metals

Welded Rail System

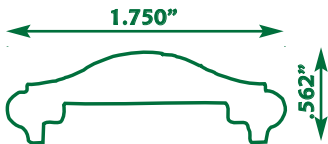
Dixie Caps




Code: 7332020
Wt./Ft.: .413#
Length: 20'
Accepts 1-1/2" Channels



Code: 7334020
Wt./Ft.: .668#
Length: 20'
Accepts 1", 1-1/4" & 1-1/2" Channels



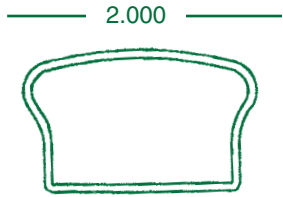
Code: 7330020
Wt./Ft.: .523#
Length: 20'
Accepts 1" & 1-1/4" Channels
LI86117 24'




Code: 7340020 T4
Wt./Ft.: 1.180#
Length: 20'
Accepts 1-1/4" & 1-1/2" Channels
Available: 6063-T52
7339020 T52

Industrial Metals

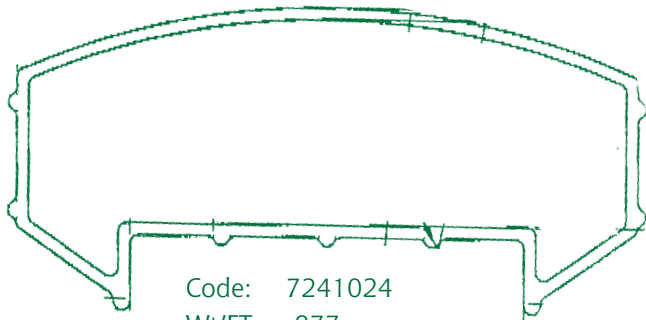
Welded Rail System / Sleeve



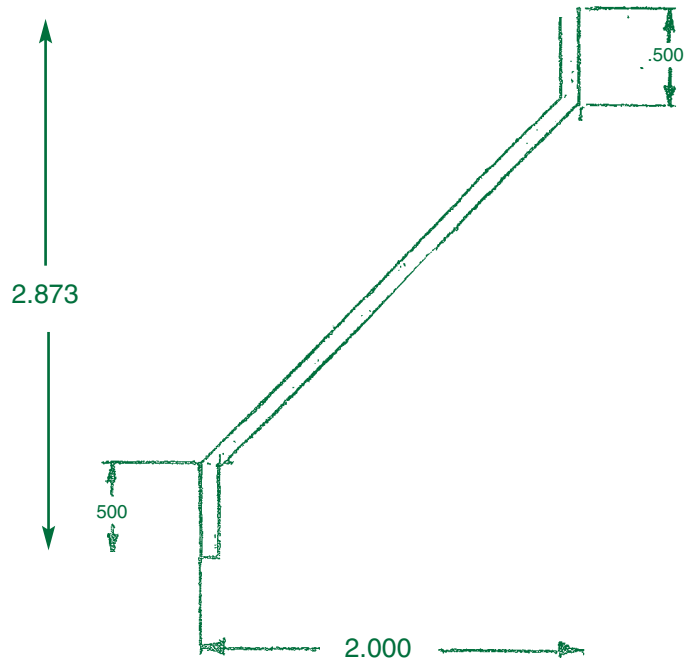
Code: 7188020
 Wt/FT .870
 Length 20'
 Mates w/7184025



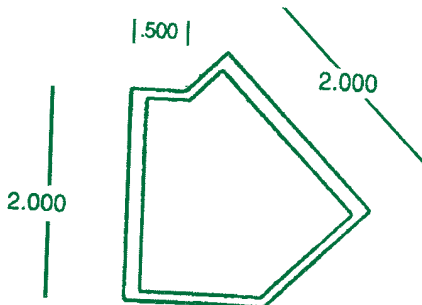
Code: 7190010
 Wt/FT .314
 Length 10'
 Mates w/7184025



Code: 7241024
 Wt/FT .877
 Length 24'
 Mates w/7240024



Code: 7140020
 Wt/FT ..405
 Length 20'
 Desc: #! Louver Blade

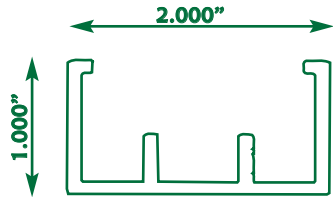


Code: 7518024
 Wt/FT .1.024
 Length 24'
 Desc: 45 degree post

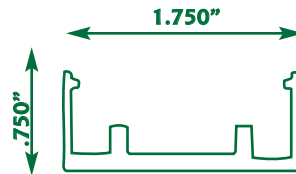
Industrial Metals

Welded Rail System

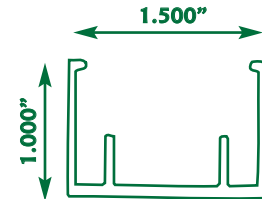
Bottom Channels w/Welding Legs — *Custom Lengths available.*



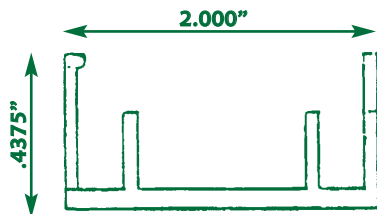
Code: 5932025 Accepts
Wt./Ft.: .393# 3/4" Pickets
Length: 25'
LI86119 – 24'




Code: 5924025 Accepts
Wt./Ft.: .402# 3/4" Pickets
Length: 25'



Code: 5920025 Accepts
Wt./Ft.: .331# 3/4" Pickets
Length: 25'



Code: 5933025
Wt./Ft.: .395# Accepts
Length: 25' 1Pickets



Code: 5930023
Wt./Ft.: .440#
Length: 23'10"

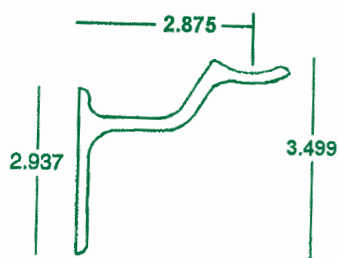
Miscellaneous Parts–Accessories

Pipe Bracket

Code: 6564016

Wt./Ft.: 1.853#


Length: 16'



Quick-Rok Pails

Code: LI86149

50 Lbs./Pail



Pipe Bracket

Code: 6566016

Wt./Ft.: 2.012#

Length: 16'

